

angus reid group

questions that matter



WomanACT
WOMAN ABUSE COUNCIL OF TORONTO

Toronto Public Transit
Study



| Methodology



Study

In partnership with Woman Abuse Council of Toronto (WomanACT), the Angus Reid Group conducted an online study to understand the experiences Torontonians have with Toronto public transit and their overall feelings of safety.



Field dates

April 25th – May 3rd, 2022



Sample

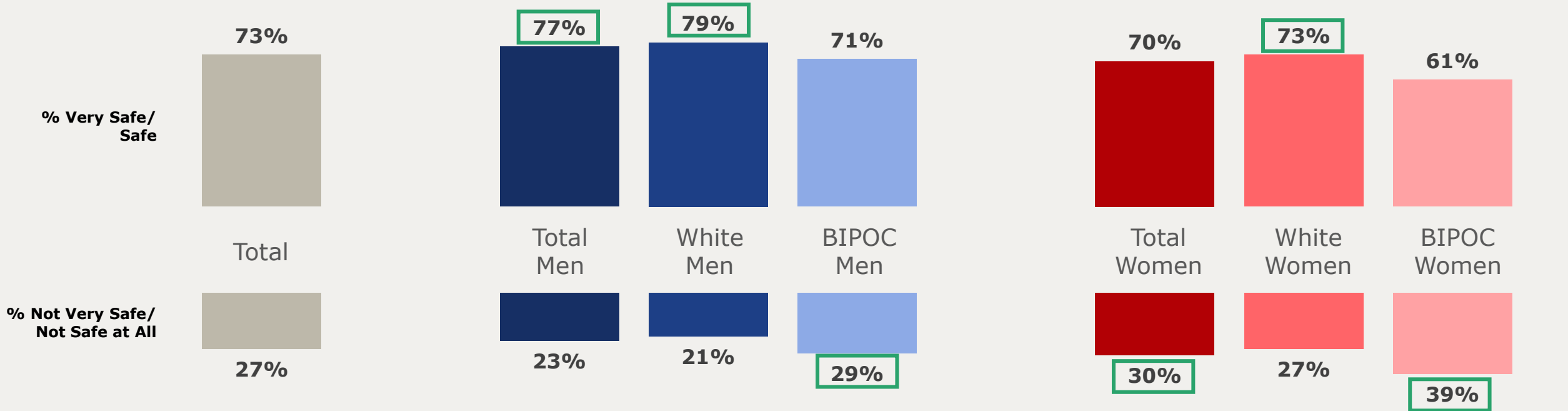
A representative sample of n=1550 **adults in Toronto**. The respondents are members of Angus Reid Forum.

For comparison purposes only, this sample plan would carry a margin of error of +/- **2.5 percentage** points, 19 times out of 20.

One-quarter of Torontonians say they do not feel safe taking public transit.

Women and people of colour are less likely to feel safe when using public transit.

How *safe do you feel* on public transit?

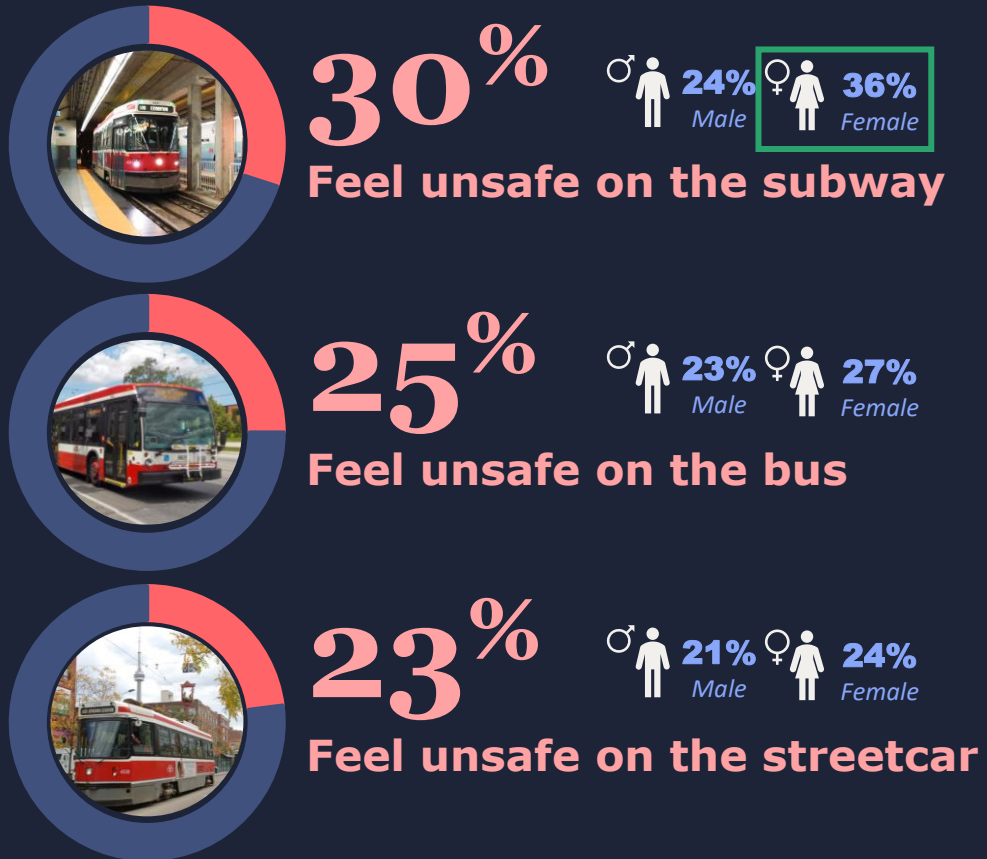


Value in the box is significantly higher (green) or significantly lower (red)

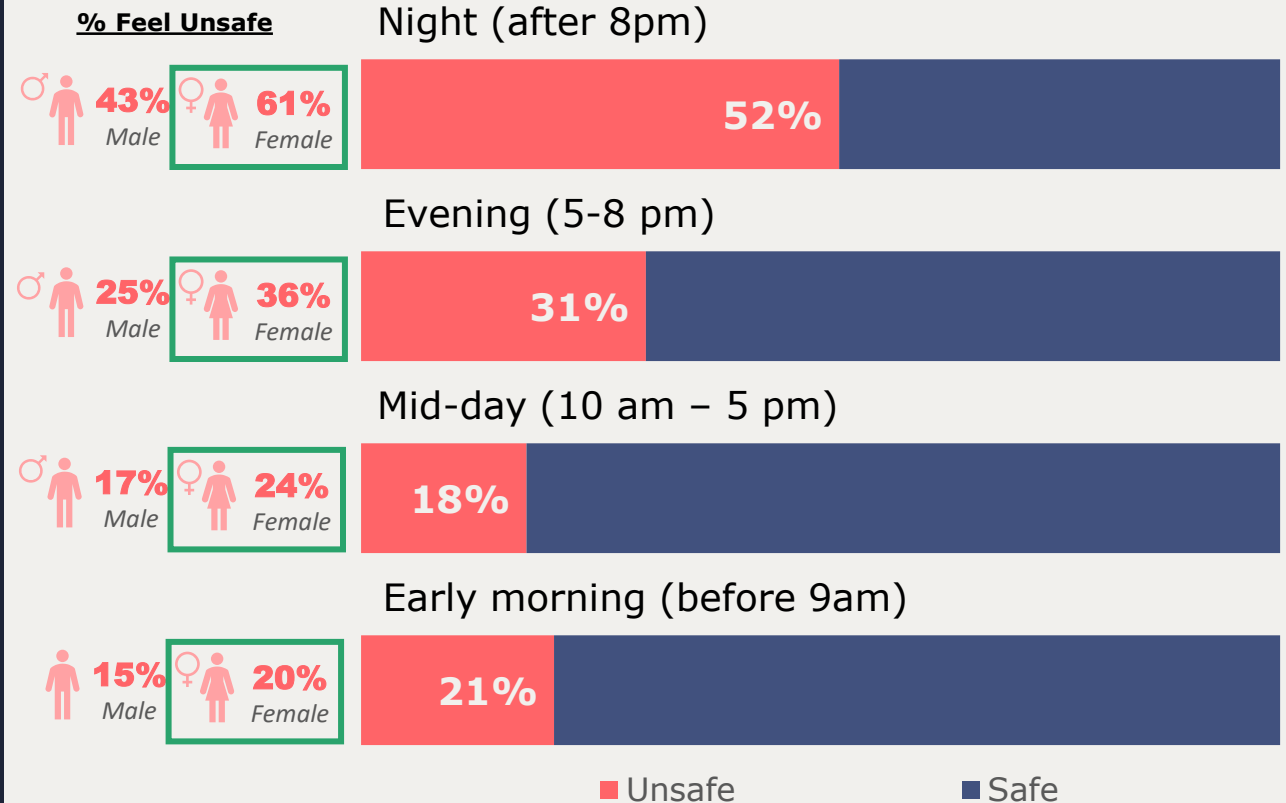
Transit trips at night feel unsafe for half of riders.

Transit riders feel most unsafe when using the subway (when compared to the bus or trolley), and when travelling in the evening or nighttime.

Safety by Transit Method



Safety by Time of Day



Base: Toronto Gen Pop (n=1,550)

QC2. More specifically, how safe would you feel taking the following modes of public transit (i.e. the TTC)?

QC3. Overall, how safe would you feel taking public transit (i.e. the TTC) during . . . ?

Value in the box is significantly higher (green) or significantly lower (red)

Almost one-half of transit riders have experienced some form of harassment in the last year.

Women are far more likely than men to have experienced sexual harassment while riding public transit.

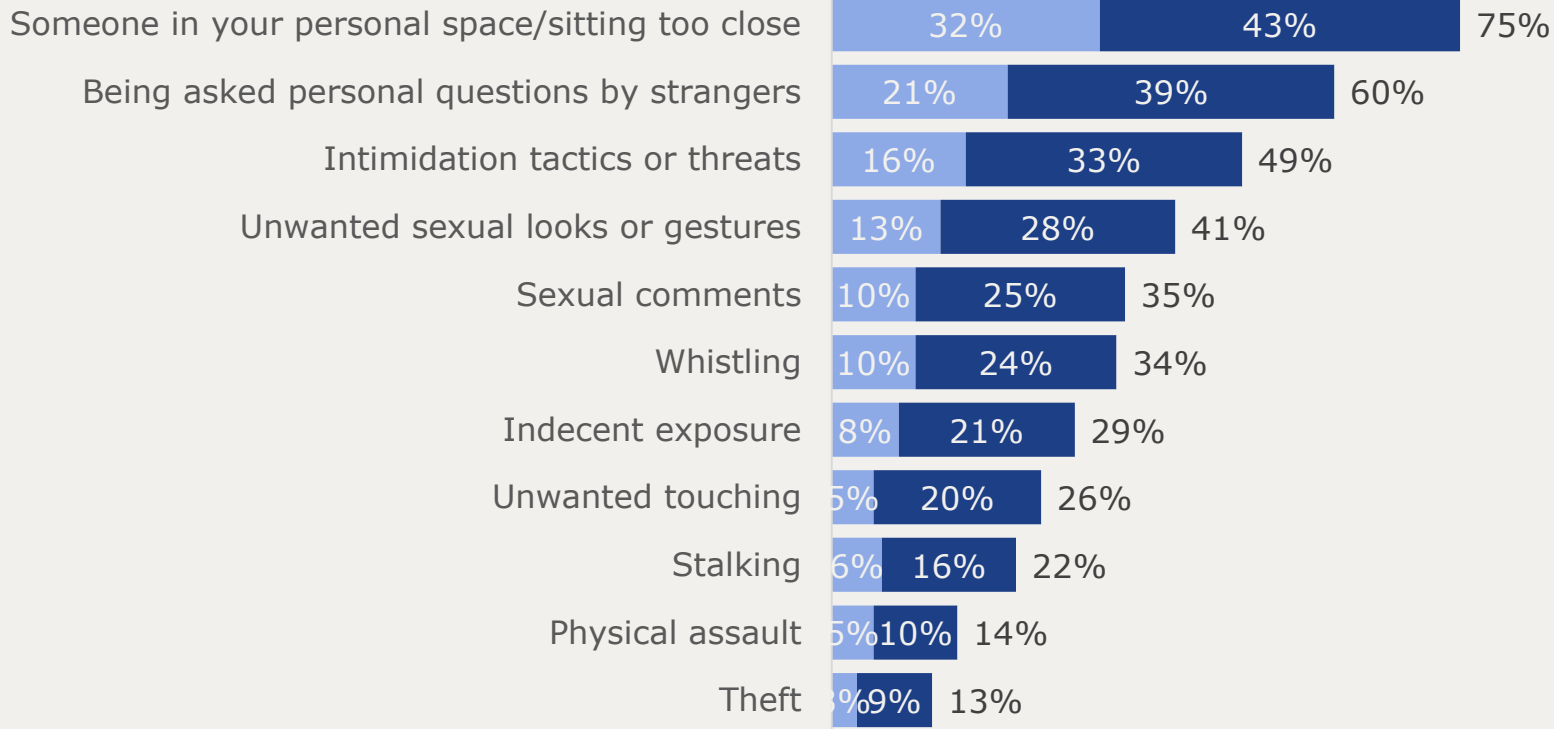
86%

Have Personally Experienced some form of **unpleasantness / harassment** on Transit
(% within the past year/ever)



This increases to 90% among women (vs. 82% of men)

■ Within the last year ■ Ever



| % Within the past year/ever | |
|-----------------------------|-------|
| Men | Women |
| 71% | 79% |
| 53% | 67% |
| 48% | 50% |
| 22% | 59% |
| 19% | 50% |
| 24% | 44% |
| 24% | 33% |
| 16% | 35% |
| 15% | 28% |
| 17% | 12% |
| 14% | 12% |

Value in the box is significantly higher (green) or significantly lower (red)

Over-three quarters of transit riders report having taken some sort of proactive measure for safety reasons

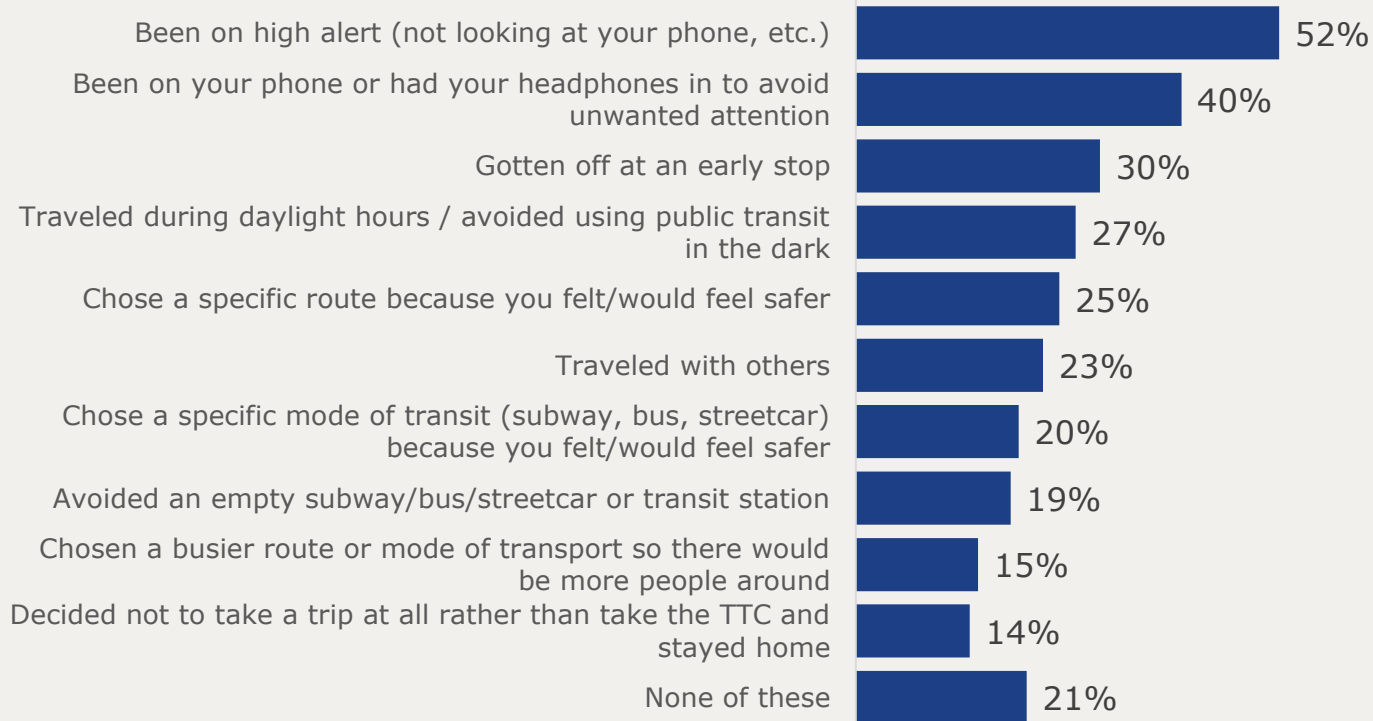
Women are far more likely to take measures for safety reasons.

79%

Have Taken at Least One Action Because they *Have Felt Unsafe*



This increases to **88% among women** (vs. **69% of men**)



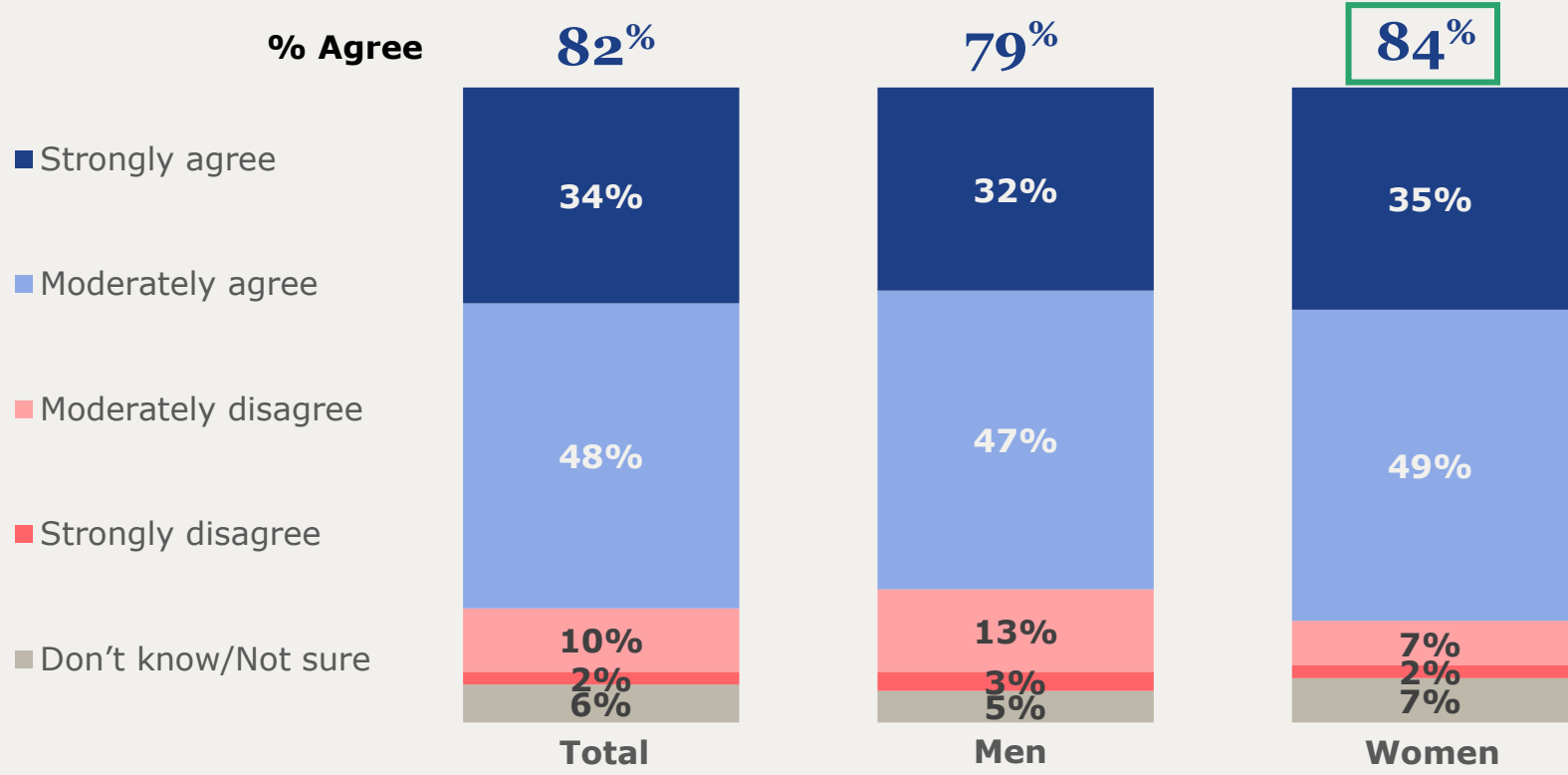
| % Have Taken Action | |
|---------------------|-------|
| Men | Women |
| 45% | 59% |
| 33% | 46% |
| 22% | 37% |
| 16% | 38% |
| 15% | 34% |
| 13% | 32% |
| 14% | 26% |
| 10% | 27% |
| 8% | 22% |
| 12% | 16% |
| 31% | 12% |

Value in the box is significantly higher (green) or significantly lower (red)

Torontonians are confident that investment can have a positive impact on TTC safety

Public transit riders, particularly women, agree that with the right investment, the TTC could be made much safer.

“I believe that with the right investment, the TTC could be made much safer”



angus reid group
questions that matter

Questions that matter.
Answers that count.

HELLO@ANGUSREID.COM